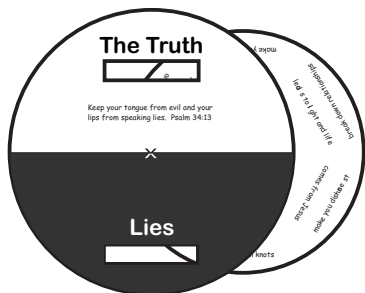
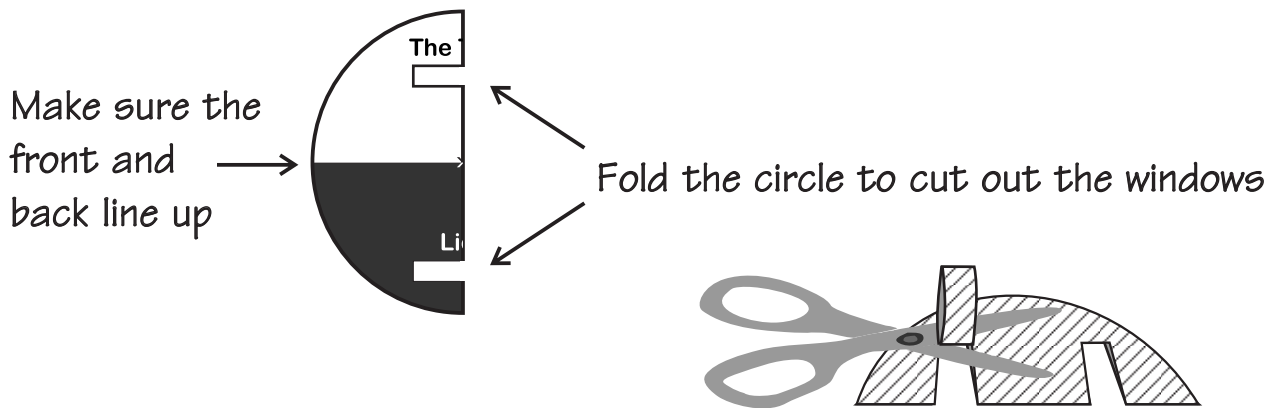


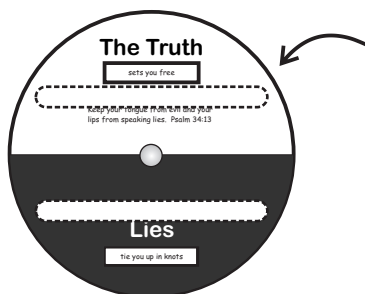
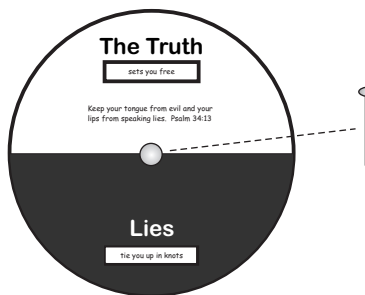
Telling the truth

What you will need:

- A print of pages 2 and 3, preferably on coloured card
- Split pins (paper fasteners)
- Ice cream sticks and white glue (optional - see below)
- Reinforcing rings (optional for the hole)
- Something sharp to make the hole in the middle (e.g. a nail)
- Scissors



- Make a hole in the center of each disc.
- Place the small disc behind the large one as shown.
- Fit a split pin (paper fastener) through the holes of both discs and bend the ends over.
- The disc at the back can now be rotated to show the difference between telling lies and telling the truth.



If you are using normal paper the disc can be supported by gluing two ice cream sticks to the back of it.

The Truth



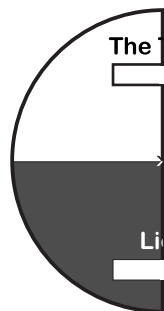
Keep your tongue from evil and your lips from speaking lies. Psalm 34:13



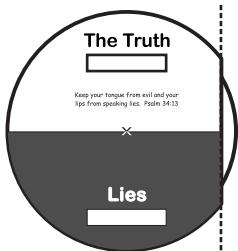
Lies



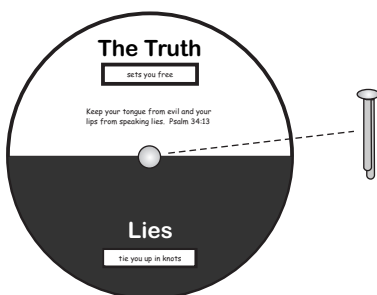
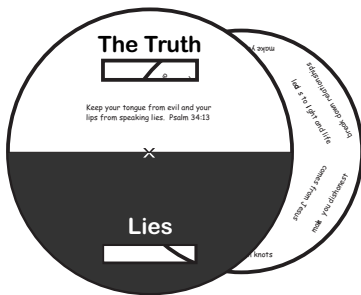
→ Cut out the circle



→ Fold the circle on the dotted line, then cut out the windows



→ Optional: If thick card is used, the side of the front disk can be trimmed to show the back disc.



- Make a hole in the center of each disc.
- Place the small disc behind the large one as shown.
- Fit a split pin (paper fastener) through the holes of both discs and bend the ends over.
- The disc at the back can now be rotated to show the difference between telling lies and telling the truth.